

Overhead Volleyball Systems by **PROGRESSIVE** SPORTS CONSTRUCTION GROUP

Specifications—Overhead Volleyball Systems

Product Description

Overhead volleyball system shall be two independent, welded support frames constructed from steel mechanical tubing. Each main support frame shall have 4" OD 11-gauge front steel tubing and formed 1½" OD 11-gauge back brace with ¼" x 2" HR steel intermediate truss supports. Each support frame shall have stabilizing foot consisting of 3½" OD aluminum telescopic inner tube that is lowered and locked into position using internal threaded rod and gear assembly. Stabilizing foot shall be designed to provide superior rigidity and net tension. The bottom inner tube is provided with a special spherical shaped, non-marking nylon end pad to protect and minimize contact with floor should post be folded without feet being raised. The main support frame shall pivot on 1¼" minimum solid steel shaft secured in a milled bearing hole in ½" minimum steel plate hangers to insure accurate positioning.

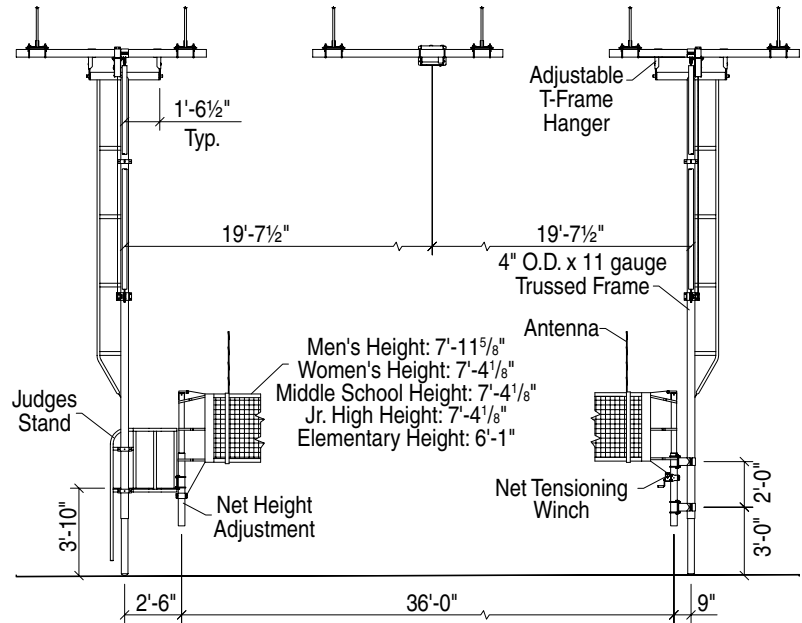
The folding side braces shall be jackknife type, fully adjustable, self-locking in the down position and constructed of 2½" OD 13-gauge (outer) steel tubing and 2¼" OD 14-gauge (inner) steel tubing. The volleyball system shall be supported from 4" OD 11-gauge steel mechanical tubing (as shown on plans) anchored to roof structure by means of heavy steel support hangers. Superstructure tubes shall be reinforced with bridging and/or bracing when truss centers exceed 12'0". Support frame, folding braces and overhead superstructure shall have a black or white powder coat finish. Optional colors are available.

Volleyball system is raised or lowered by a ¼" (6.35 mm) aircraft cable, certified minimum breaking strength of 7,000 pounds (3178 kg), operating over aluminum alloy sheaves with bronze bearings that do not require lubrication. Cable is retracted by a Progressive #503285 ¾ HP, UL listed electric winch and includes Aut-O-Loc 2 Safety Straps. (See separate specification sheets for winch and safety strap details.)

Each support frame shall have a telescoping net attachment post to allow infinite height adjustment from 6' (1.854 m) to 8'4" (2.540 m) to meet all age group height settings from elementary school use to international competition for both men and women. Posts shall incorporate an internal threaded rod mechanism for easy, precise and infinite height adjustments. Telescopic net attachment post shall have a clear anodized finish and be constructed of a 3½" O.D. (8.890 cm) schedule 80 outer aluminum tube, with a wall thickness of .300" (.7620 cm). The inner telescoping adjustable tube shall be 2⅞" O.D. (7.303 cm) schedule 80 aluminum tube, with a wall thickness of .300" (.7620 cm).

One net attachment post shall incorporate a heavy-duty, self-locking worm gear mechanism (Net winch). Net winch shall be furnished with a heavy 2" (5 cm) wide high tensile nylon strap with heavy-duty snap hook to eliminate the possibility of hook breaking and guarantee safe connection to net top cable. The winch is furnished with a folding handle for player safety.

Systems shall come complete with Progressive Model 500014 Competition Volleyball Net. Net shall be 32' (9.75 M) long x 39⅞" (1 M) high. Netting shall be high quality 4" square #36 black nylon cord with vinyl coated polyester hem double stitched around entire perimeter of net. Top hem of net shall be furnished with a 40'6" long x ⅛" diameter 2000 lb. minimum breaking strength galvanized aircraft cable with a nylon coating (⅜" OD) to protect against fraying.



Each end of net cable has a loop with heavy swaged type fittings for easy installation. Hems in end of net shall be furnished with a pocket for use with a ½" diameter fiberglass dowel rod. Ends of net shall have six (three per end) 1" wide polypropylene tension straps with buckles for providing additional tightening of net. Bottom of net shall be furnished with a ¼" diameter braided white nylon rope equipped with a spring loaded, pressure type rope tensioner. Rope Tensioner shall be Progressive Model 500005. System also includes Progressive Model 500016 Combination Antennas and Boundary Markers.

System shall be supplied complete with protection pads. Post sets shall include wrap around pads hinged at corners to fold neatly around material to be padded. Two pads shall be designed to wrap the main support frame to a height of 6' 0" above the playing surface. Upright pads to also wrap around the net attachment post sections including the tensioning winch. Progressive's standard is for all pads to be wrapped with 14 oz., polyester reinforced, dark blue vinyl. Other color pads are available including White, Marine Blue, Red, Beige, Orange, Yellow, Grey, Maroon, Black, Purple, Forest Green, Kelly Green or Navy Blue.

System can be provided with optional integral Judges Stand that is attached directly to the main support frame. Judges Stand shall be constructed of 1½"x1½", 14-gauge square steel tubing and 1" OD steel tubing, welded together. Legs, steps, platform, and handrails shall all be one solid unit. Judges platform shall consist of ½" thick, polyurethane finished Birch plywood, permanently bolted to stand. Handrail/ladder section shall be spaced vertically 16" on center with ladder steps spaced horizontally of 16" centers. Judges stand shall be supplied complete with safety padding for player protection.



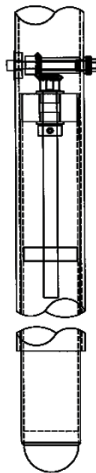
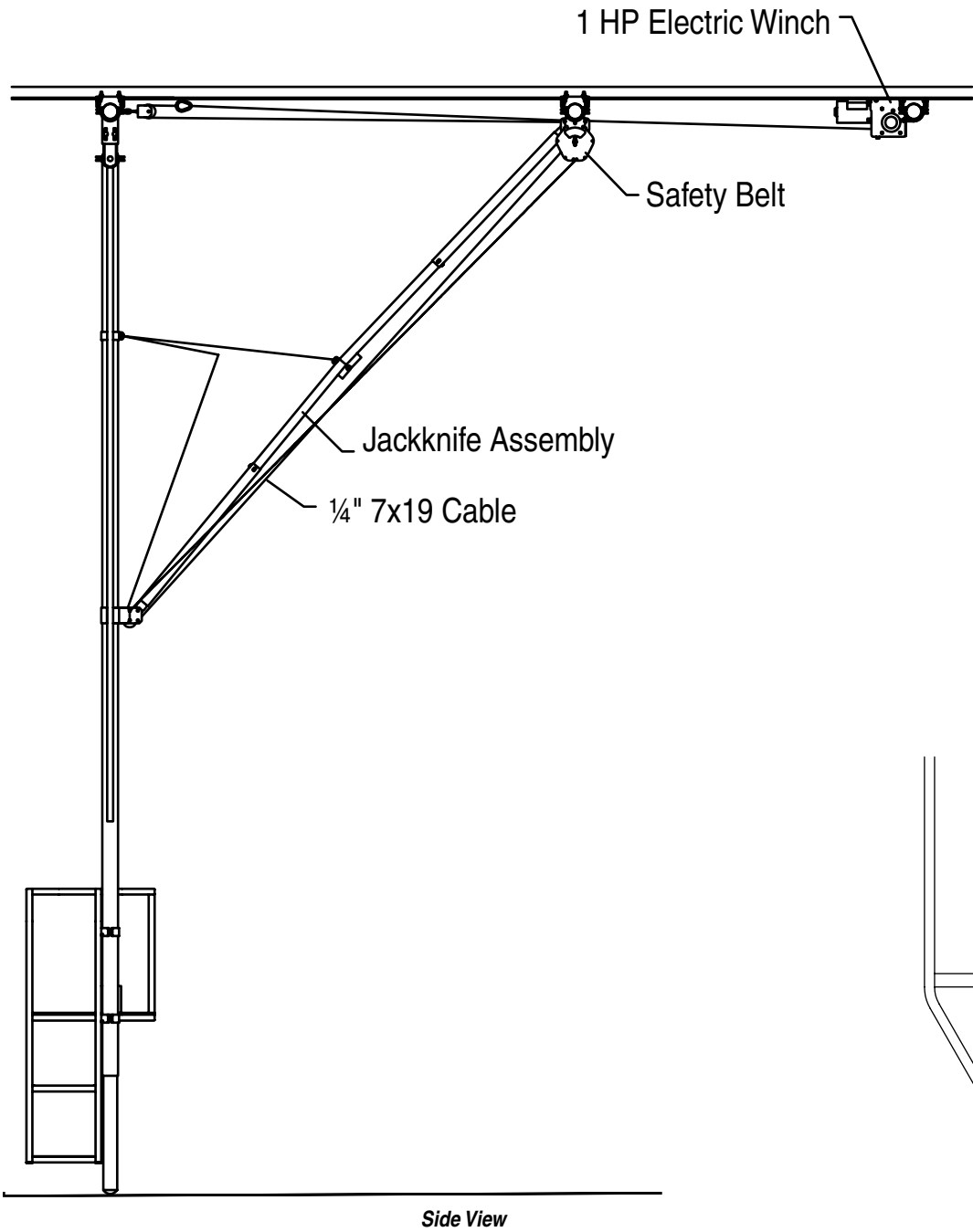
PROJECT: _____

ARCHITECT: _____

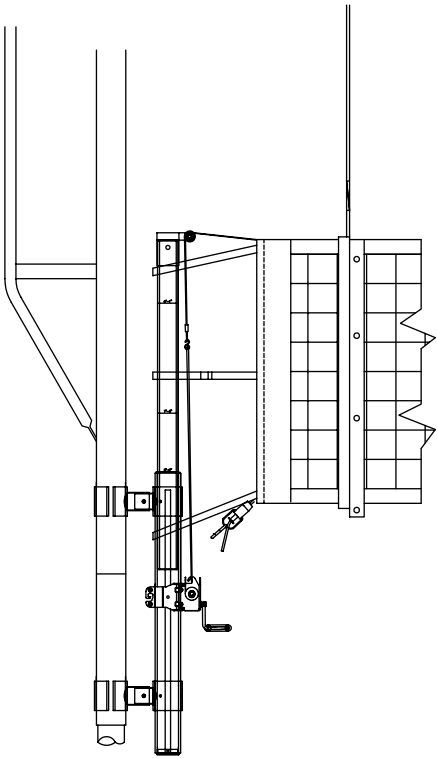
CONTRACTOR: _____

SUPPLIER: _____

DATE: _____ REVISED: _____



Stabilizing Foot Assembly



Net Post Assembly